

**T.I.P. INC.**

1619 COUNTY K  
CUSTER, WI 54423  
PHONE 715-592-4650 • FAX 715-592-5063  
E-Mail · tip@tipinc.net  
www.tipinc.net



***TIP 32 DIGGER CH***  
***=ROOT CROP DIGGER WITH OPTIONS=***

**OPERATOR'S INSTRUCTIONS  
AND PARTS MANUAL**

# **=T.I.P. Inc.=**

## **TIP 32 Digger CH**

Congratulations on your purchase of the T.I.P. TIP 32 Digger CH! With proper care and maintenance, your TIP 32 Digger will provide you with years of reliable service. If you have any questions about the TIP 32 Digger, or any of our other agricultural products, feel free to call us or drop us a line. We would be delighted to serve you in the future. Thank you for your patronage.

### **CONTENTS**

<u>Section</u>	<u>Page</u>
Table of Contents	1-2
Limited Warranty	3
Safety	4-5
Parts:	
Figure 1	6-7
Figure 2	8
Figure 3	8
Figure 4	9-10
Figure 5	11
Figure 6	12
Figure 7	13
Decal Placement	14
Decals	15
Options	16
Warranty Registration Card	17

## ***=T.I.P. Inc.=*** **Limited Warranty**

T.I.P. Inc. warrants that the equipment it manufactures will be free from defects in materials and workmanship for a period of one year from delivery date. This warranty is extended to the Original Purchaser only, and is non-transferrable.

Should a defect in materials or workmanship be experienced within the warranty period, T.I.P. Inc. shall, at its discretion, furnish F.O.B Custer, WI, new or remanufactured parts to replace the non-conforming parts. T.I.P. Inc. shall not cover any labor costs incurred by the purchaser to replace said parts.

This warranty is limited to new equipment, parts or accessories that are manufactured by T.I.P. Inc., provided that the equipment is used and maintained according to the instructions in the manual, and the Original Purchaser has completed, signed and returned the enclosed Warranty Registration form to T.I.P. Inc. within 30 days after the delivery of said equipment. This warranty does not apply to damage or deterioration to the equipment resulting from, but not limited to; natural wear and tear, abuse of goods, presence of abrasives, chemical action, improper installation, misuse, vandalism, or acts of God. This warranty does not apply to goods manufactured by others, beyond the warranties stated by the manufacturers for those goods.

The limited warranty expressed hereunder, is exclusive, and T.I.P. Inc. makes no other representations, warranties, or guarantees, neither expressed nor implied, as to merchantability or the fitness of said equipment for any particular use or purpose, or that the equipment or installation of equipment when placed into operation will comply with applicable national, state, and local health and safety laws. T.I.P. Inc. shall not be liable for any consequential or indirect damages including, but not limited to, loss of anticipated profits or production, increase of cost of operation, loss due to spoilage of material, damage caused directly or indirectly to other property or goods, or penalties or fines arising from non-compliance.

# **SAFETY**

## **TIP 32 DIGGER**

### **UNDERSTAND AND FOLLOW SAFETY INFORMATION**

Severe and personal injury can and does occur when the human body contacts machinery, equipment and farm implements. Never operate machinery, equipment or any farm implement unless all guards, shields, and protective devices are in place. No service, cleaning or maintenance work of any kind should be performed unless the power source has been disconnected. Please make sure that you disconnect all machinery, equipment and farm implements from their power source before conducting any type of maintenance, cleaning and/or service. Please insure that all persons who are expected to have contact with your machinery, equipment, and your farm implements are properly instructed and both know and follow these and other rules of safety.

### **PERSONNEL TRAINING**


Machine owners and employees or workers who will operate machinery are required to instruct every worker to operate and service the machinery as told in this section and to observe strictly all the safety precautions. All procedures should be previewed at least once a year by all people working with the machines.

### **EQUIPMENT SAFETY PRECAUTIONS**

1. Maintain all decals in clearly readable condition. Your dealer has replacements.
2. All decals used are in English. Obtain accurate translation prior to operating the machine. Failure to completely understand and comply with all instructions may result in severe or fatal injury.
3. Keep all guards in place at all times. Damaged guards must be replaced repaired or replaced immediately. Never operate without guards in place. Do not attempt to make adjustments, service , or clean machine while it is running. Disconnect power before doing any service, cleaning or adjustments.
4. Avoid abrupt stops and starts.
5. Any machine can be overturned. Watch for ditches and avoid operating on steep grades.
6. Stay clear of all rotating or moving parts. Do not wear loose fitting clothing when working on or around this or other machines. Loose clothing can be snagged by moving parts causing severe personal injuries.

7. Do not permit children to operate or play on or around the machine.
8. After disconnecting the machine, block the wheels so it does not roll.
9. Make certain all tools and equipment have been removed before running machinery.
10. Keep all platforms clean.
11. Do not permit any riders on machinery other than where there are foot stands with guard rails.
12. OSHA requires that all operators be instructed at the time of initial assignment, and annually, in the safe operation of the machine by their employer.
13. Always keep all bolts tight.
14. It is every individual's responsibility to make sure accidents are avoided at all times. Be careful and watch out for yourself as well as your fellow workers well being.

**Figure: 1**



<u>Ref #</u>	<u>Description</u>	<u>Part #</u>	<u>Qty</u>
1	4" Idler Roller	TGR11AY2	4
2	4"x7" Oblong Shaker	TGH2P156AY2	4

**Ref. #   Description                      Part #                      Qty**



3    4" x 5/8" x 1" Roller    AG813R                      24



4    5" Roller Flange                      TGR5FBRSU2                      4




5    5/8" x 2.19" Standoff    AS784                      22




6    5/8" x 1.75" Standoff    AS783                      2

**Figure 2: Wheel Hub Assembly**




Ref #	Description	Part #	Qty
1	Inner Seal	BH14975	2
2	Inner Cone	BH67048	2
3	Hub	BU2805410	2
4	Outer Cone	BH11949	2
5	Hub Cap	BU9099310	2

**Figure 3: Coultter Hub Assembly**



Ref #	Description	Part #	Qty
1	Inner Seal	BH16069	2
2	Inner Cone/Bearing	BH67048	2
3	Inner Cup	BH67010	2
4	Hub	BU2810010	2
5	Outer Cup	BH67010	2
6	Outer Cone/Bearing	BH11949	2
7	Hub Cap	BU9099310	2

**Figure 4**




<u>Ref #</u>	<u>Description</u>	<u>Part #</u>	<u>Qty</u>
--------------	--------------------	---------------	------------

See Figure 3

1	Coulter Hub Assembly	BUW12-4	2
---	----------------------	---------	---



2	Coulter Hydraulic Cylinder	BUCYR2010AR	2
---	----------------------------	-------------	---



<b>Ref #</b>	<b>Description</b>	<b>Part #</b>	<b>Qty</b>
3a	Reducer Bushing	BU1/2X3/8BMB	4
3b	¼" Hydraulic Hose (112" and 114")	BUBXX06R	2
3c	Tee	BU25VJ-04	2
3d	Hydraulic Tips	BU8010-4MB	2



4	3/8" Hydraulic Hose (11' 6" and 12' 6")	BUBXX04R	1
---	--	----------	---



5	¼" Hydraulic Hose – 34"	BUBXX04R	2
5a	¼" Hydraulic Hose – 36"	BUBXX04R	2




6	Rippled Coupler	NWDSS2045	2
---	-----------------	-----------	---




7	Bed Lift Cylinder	BUCYR3008AR-ASA	1
---	-------------------	-----------------	---

**Figure 5**




<b>Ref #</b>	<b>Description</b>	<b>Part #</b>	<b>Qty</b>
1	1 1/4" Yoke	BU800-1420	1
2	Cross Kit	BU200-1400	1
3	1 3/8" Yoke	BU800-1422	1
4	Clutch Assembly	TGCL46I6C6CC6S	1
5	Gear Box	CM515	1

**Figure 6**



<b>Ref #</b>	<b>Description</b>	<b>Part #</b>	<b>Qty</b>
1	1 ½" shaft x 25 ½" with 2-2" keyways	N/A	1
2	Housing	IPP208	1
3	Bearing	IPSA208-24G	1
4	Housing	TGBH62V	1
5	Bearing	IPSA206-20G	1
6	Driveline Assembly	BU1400-1406	1
7	1 ¼" shaft x 87 ½" with 2-2" keyways	N/A	1
8	Sleeve with inserts – 80 ¼"	LL013996	1
8a	Inserts, bored to 1 17/64"	LL003856	2

**Figure 7**

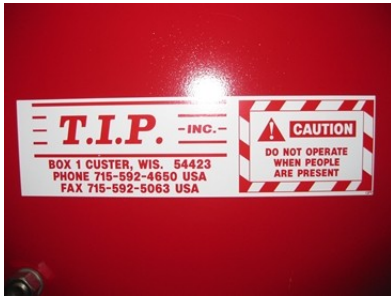


<b>Ref #</b>	<b>Description</b>	<b>Part #</b>	<b>Qty</b>
1	Sprocket - 2" Bore	TO80BS22H	1
2	Idler Sprocket	AG704	1
3	Sprocket - 1 1/2" Bore	TO80BS15H	1
4	No. 80 Roller Chain - 98"	BUMRC80-10	1
4a	Connector Link	BUHKK80-CL	1
5	2000# Jack	BU25M-10-5	1

# Decal Placement



## Decals



1



2




3



4



5



6

Ref #	Description	Part #	Qty
1	Do Not Operate	GPDNO	2
2	Danger This Machine Must Not...	QS145	1
3	Caution Do Not Reach...	QS3018	2
4	Danger Rotating Shaft	LL015910	2
5	No Riders	QS66	1
6	Do Not Place Hand Into	IM449-307	1

## OPTIONS:



Different **pattern** and **rod diameters** can be ordered by request.



Potato Blade

Different **blades** can be ordered for different root crops.



Ginseng Blade



The **Coulter Assembly** can be added to any machine by request.

**MAIL THIS WARRANTY CARD TODAY**

IF IT IS NOT REGISTERED IN THE HOME OFFICE OF  
T.I.P. INC.  
CUSTER, WI 54423  
ANY CLAIM YOU HAVE UNDER THE WARRANTY  
WILL NOT BE HONORED....

**DON'T DELAY**

PLEASE COMPLETE THE WARRANTY REGISTRATION  
AND  
RETURN IMMEDIATELY.

CUT HERE

---

T.I.P. INC.  
1619 COUNTY K  
CUSTER, WI 54423  
PHONE 715-592-4650 • FAX 715-592-5063

**WARRANTY REGISTRATION**

NAME: \_\_\_\_\_

ADDRESS: \_\_\_\_\_

CITY/STATE/ZIP CODE: \_\_\_\_\_

DEALER'S NAME: \_\_\_\_\_

DEALERS ADDRESS: \_\_\_\_\_

CITY/STATE/ZIP CODE: \_\_\_\_\_

DATE OF PURCHASE: \_\_\_\_\_

S/N \_\_\_\_\_

MODEL# \_\_\_\_\_

I HAVE READ AND FULLY UNDERSTAND ALL  
SAFETY DIRECTIONS AND AGREE TO TRAIN ALL PERSONNEL  
OPERATING THIS MACHINE.

SIGNATURE: \_\_\_\_\_ DATE: \_\_\_\_\_



1619 County K  
Custer, WI 54423

e-mail [tip@tipinc.net](mailto:tip@tipinc.net) · [www.tipinc.net](http://www.tipinc.net)  
Phone 715-592-4650 · Fax 715-592-5063